

1. General information

Geographical Area	Country	Latvia
	Region	/
Rural population (1)	Inhabitants (3)	1.0 million
	% of total population (3)	50.1 %
	Density - Inhab/km2 (3)	18.9
Rural area (1)	Km2 (3)	54 200
	% of total area (3)	83.9 %
Agricultural area <i>Total Utilised Agricultural Area (UAA)</i>	Ha (2)	1.8 million
	% of total territory (2)	27.8 %
Forest and other wooded land	Ha (2)	3.5 million
	% of total area (2)	55.7 %
Total employment	People (3)	878 400
Rural employment	% of total workforce (2)	36.2 %

Data source: Latvia 2014-2020 Rural Development Programme (RDP).

Note: (1) OECD definition applies, including intermediate and predominantly rural regions; (2) 2010 data; (3) 2012 data.

EAFRD* support:
EUR 1 075 603 782
1.1 % of Total EAFRD support for EU-28



National contribution:
EUR 455 991 425

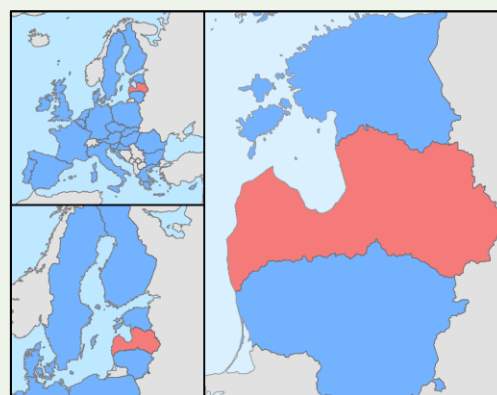


Planned total public expenditure:
EUR 1 531 592 207

* European Agricultural Fund for Rural Development (EAFRD)

Primary sector contribution to Gross Value Added (GVA)	% of total (3)	5.0 %
No of agricultural holdings	No (2)	83 390
Average farm size	ha UAA/holding (2)	21.5
High Nature Value farming	% of total UAA	n/a
Farmland Birds Index (FBI)	Index 2000 = 100	115.2
	<i>From 2000 to 2008 the FBI measuring the relative abundance of farmland bird species increased by 15.2 %.</i>	

Map: Latvia



Examples of expected achievements

- Around 2.8 % of the RDP funding will be used to increase farmers' knowledge about efficient production, environmental and climate-friendly resource management methods and to create cooperation opportunities between farmers and researchers.
- Nearly 4.5 % of farmers will receive investment support to modernise and restructure their farms and specific measures are also foreseen to attract more young farmers into the sector.
- The RDP will support the diversification of agri-related businesses and facilitate the development of around 10 producers groups by involving at least 115 farms. The RDP will also promote the development of small and medium enterprises creating 140 new jobs.
- A key priority of the Latvian RDP is restoring, preserving and enhancing ecosystems related to agriculture and forestry. 14% of the agricultural area will come under contract for biodiversity, 17 % for water management and 17% for soil management.
- The RDP will facilitate the introduction of energy-efficient technologies in agriculture and forestry and will develop energy infrastructure in the rural areas. 10 % of agricultural land will be under contract for Greenhouse Gas (GHG) and ammonia reduction.
- Implementation of the RDP will reduce the impact that natural disasters and catastrophic events have on farms and agricultural/forestry businesses. The programme will support preventive actions and risk management on nearly 5 % of farms.
- In addition, 34 Local Action Groups (LAGs) will be supported and the implementation of their strategies will create 200 new jobs. The priority will improve living conditions in rural areas and cover around 65 % of the rural population.

Examples of key challenges

- In Latvia farmers and entrepreneurs lack to a certain extent of knowledge and skills on subjects such as environmental protection, management and marketing. This affects their opportunities to add value to their products and improve their competitiveness.
- The country still has a high share of semi-subsistence farms (56.5 % or 46 000 farms) and only 28 000 farms (34 %) are market-oriented.
- The productivity of the farmland is also affected by low soil fertility and natural and specific constraints. These reduce the length of the growing season and increase the risk that farmers will make a financial loss.
- Agriculture and forestry are also affected by underdeveloped supply chains and cooperation among enterprises, particularly outside the milk and arable sectors.

Source: DG AGRI, **Factsheet on 2014-2020 Rural Development Programme for Latvia**, February 2015.

http://ec.europa.eu/agriculture/rural-development-2014-2020/country-files/lv/factsheet_en.pdf

2. RDP focus areas: planned expenditure, measures and 2023 targets

This section illustrates each rural development priority (P) with a focus on: the indicative budget per Focus Area (FA) and its breakdown by selected measure; and the relation between the indicative planned total public expenditure and the expected 2023 targets set by the Managing Authority for each focus area.

P1 - Knowledge transfer & innovation: Fostering knowledge transfer and innovation in agriculture, forestry, and rural areas

Priority 1 is considered a cross-cutting priority: the budget under Priorities 2 - 6 contributes to the achievement of Priority 1 targets

Focus Area 1A. Innovation & cooperation

Target indicator	Value
T1 - % of expenditure under Articles 14, 15 and 35 of Regulation (EU) No 1305/2013 in relation to the total expenditure for the RDP	2.8 %

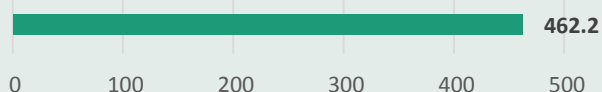
Focus Area 1C. Lifelong learning & vocational training

Target indicator	Value
T3 - Total number of participants trained under Article 14 of Regulation (EU) No 1305/2013	53 300

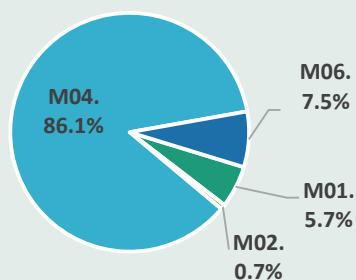
P2 – Competitiveness: Enhancing farm viability and competitiveness of all types of agriculture in all regions and promoting innovative farm technologies and sustainable management of forest

Focus Area 2A. Farm's performance, restructuring & modernization

Total public budget (million EUR)




Breakdown of FA budget by measure (%)



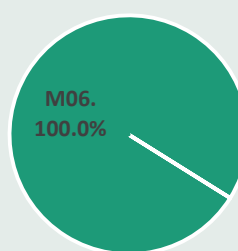
Target indicator	Value
T4 - % of agricultural holdings with RDP support for investments in restructuring or modernisation	4.4 %

Focus Area 2B. Entry of skilled/younger farmers

Total public budget (million EUR)



Breakdown of FA budget by measure (%)

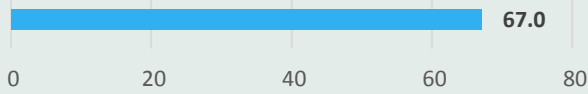


Target indicator	Value
T5 - % of agricultural holdings with RDP supported business development plan/investments for young farmers	0.4 %

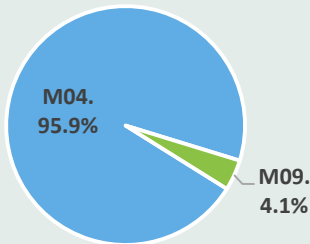
P3 – Food chain & risk management: Promoting food chain organisation, including processing and marketing of agricultural products, animal welfare and risk management in agriculture

Focus Area 3A. Agri-food chain integration & quality

Total public budget (million EUR)



Breakdown of FA budget by measure (%)



Target indicator


T6 - % of agricultural holdings receiving support for participating in quality schemes, local markets and short supply circuits, and producer groups/organisations

Value

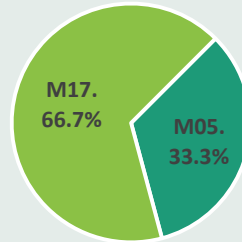
0.1 %

Focus Area 3B. Risk prevention & management

Total public budget (million EUR)



Breakdown of FA budget by measure (%)



Target indicator

T7 - % of farms participating in risk management schemes

Value

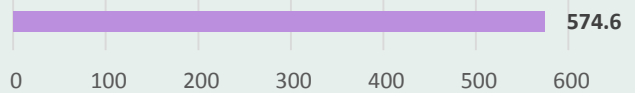
4.9 %

P4 – Ecosystems management: Restoring, preserving and enhancing ecosystems related to agriculture and forestry

Focus Areas

- 4A. Biodiversity's restoration, preservation & enhancement
- 4B. Water management
- 4C. Soil erosion & soil management

Total public budget (million EUR)



Target indicator

T8 - % of forest/other wooded area under management contracts supporting biodiversity

Value

1.2%

T9 - % of agricultural land under management contracts supporting biodiversity and/or landscapes

Value

14.0%

T10 - % of agricultural land under management contracts to improve water management

Value

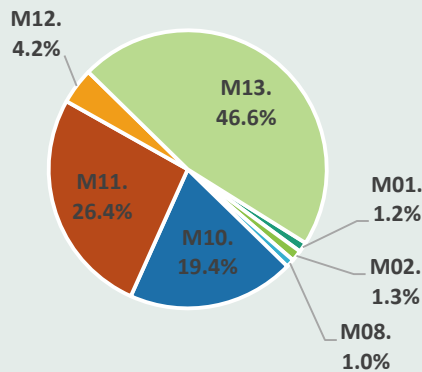
17.2%

T12 - % of agricultural land under management contracts to improve soil management and/or prevent soil erosion

Value

17.2%

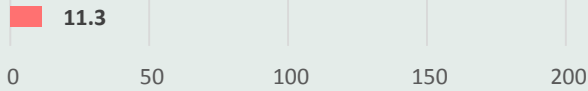
Breakdown of FA budget by measure (%)



P5 - Resource efficiency & climate: Promoting resource efficiency and supporting the shift towards a low carbon and climate resilient economy in agriculture, food and forestry sectors

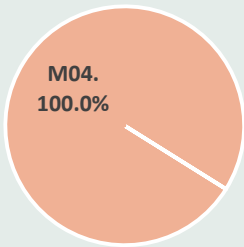
Focus Area 5B. Energy use efficiency

Total public budget (million EUR)



Breakdown of FA budget by measure (%)

Measure	m EUR
M04	11.3



Target indicator


Value

T15 - Total investment for energy efficiency (EUR)

28 m

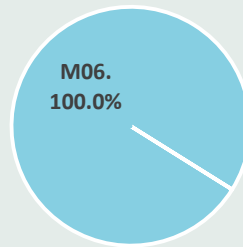
Focus Area 5C. Renewable sources & waste management

Total public budget (million EUR)



Breakdown of FA budget by measure (%)

Measure	m EUR
M06	16



Target indicator

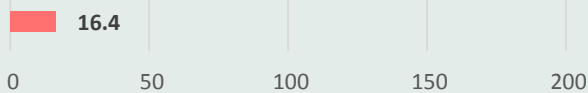
Value

T16 - Total investment in renewable energy production (EUR)

46 m

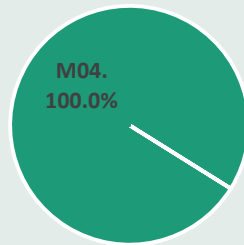
Focus Area 5D. Greenhouse gas & ammonia emissions

Total public budget (million EUR)



Breakdown of FA budget by measure (%)

Measure	m EUR
M04	16.4



Target indicator

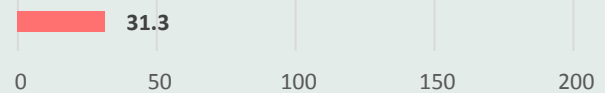
Value

T17 - % of LU concerned by investments in live-stock management in view of reducing GHG and/or ammonia emissions

9.5 %

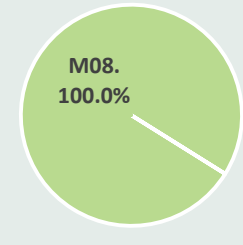
Focus Area 5E. Carbon conservation & sequestration

Total public budget (million EUR)



Breakdown of FA budget by measure (%)

Measure	m EUR
M08	31.3



Target indicator

Value

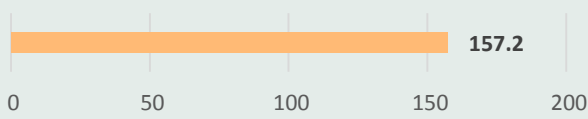
T19 - % of agricultural and forest land under management contracts contributing to carbon sequestration and conservation

0.7 %

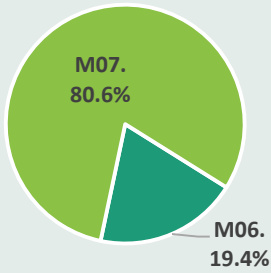
P6 - Social inclusion & local development: Promoting social inclusion poverty reduction and economic development in rural areas

Focus Area 6A. Diversification & job creation

Total public budget (million EUR)



Breakdown of FA budget by measure (%)



Target indicator

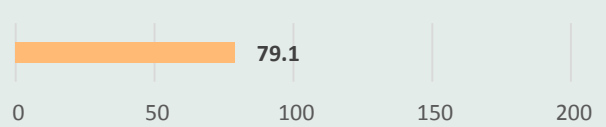
T20 - Jobs created in supported projects

Value

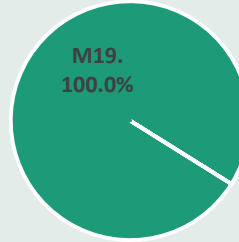
140

Focus Area 6B. Local development

Total public budget (million EUR)



Breakdown of FA budget by measure (%)



Target indicator

T21 - % of rural population covered by local development strategies

Value

64.5 %

T22 - % of rural population benefiting from improved services/infrastructures

64.5 %

T23 - Jobs created in supported projects (LEADER)

200

3. Planned expenditure per priority

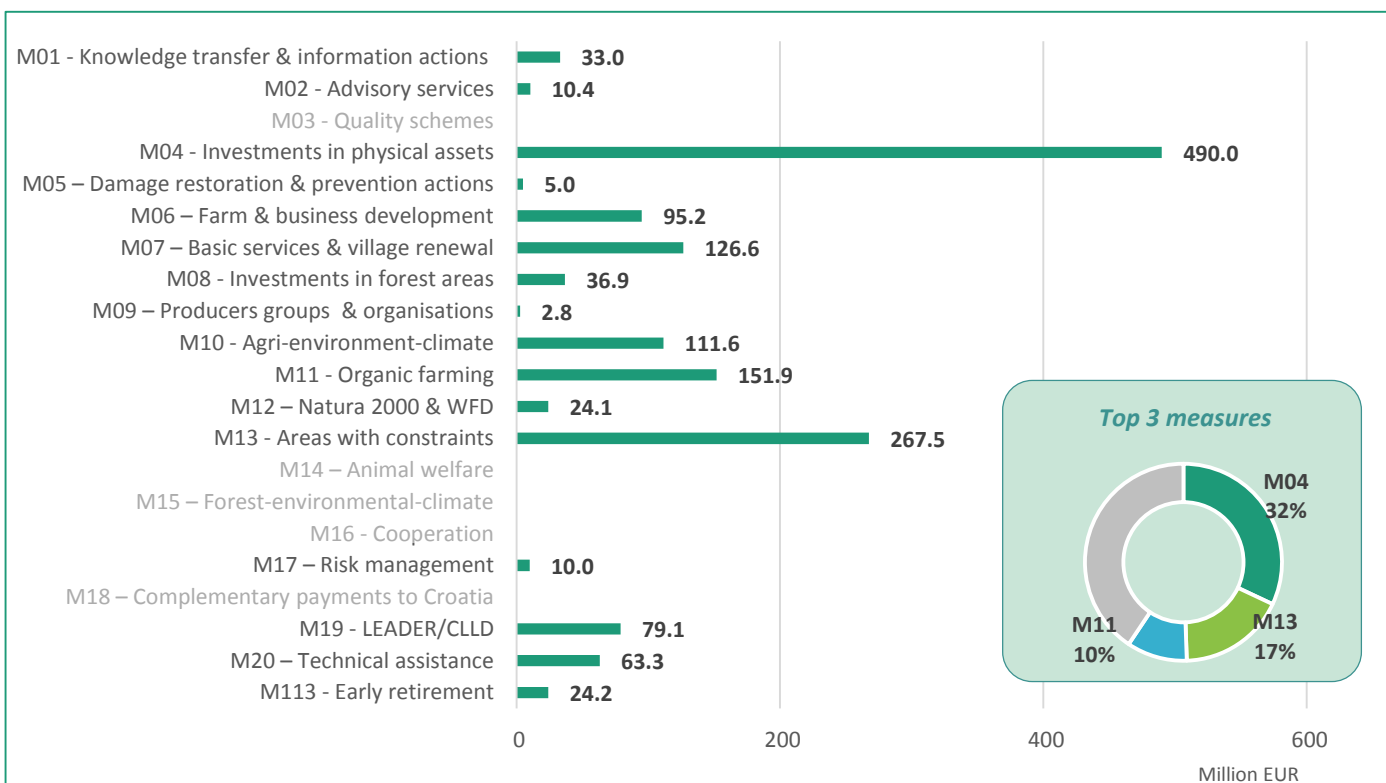
The following table shows how the planned total public expenditure (comprising the EAFRD support and the national contribution) is allocated between rural development priorities. Priority 1 is considered to be cross-cutting and no separate financial allocation is shown as the expenditure is distributed across other focus areas.

Priority	Total public expenditure per priority (million EUR)	% of total public expenditure*	
P1 - Knowledge transfer & innovation	P2 - Competitiveness	476.1	31.1%
	P3 - Food chain & risk management	82.0	5.4%
	P4 - Ecosystems management	574.6	37.5%
	P5 - Resource efficiency & climate	75.1	4.9%
	P6 - Social inclusion & local development	236.3	15.4%

* Figures do not add up to 100 % because the budget for technical assistance is not included. The budget for technical assistance is available in Section 4.

4. Planned expenditure per measure (million EUR)

The following chart shows the indicative planned total public expenditure per measure (comprising the EAFRD support and the national contribution). The measures illustrated in the chart are the complete list of measures selected within the RDP. Measures in color light gray were not selected by the Member State.



5. Choice of measures by priority and focus areas

The following chart shows which priorities and focus areas are selected in the RDP and the combination of measures used to address them. For each measure the budget breakdown per focus area is given. Priority 1 is considered to be cross-cutting and no separate financial allocation is shown as the expenditure is distributed across other focus areas. Expenditure under Priority 4 is programmed for the priority as a whole, not for individual focus areas.

Priority	P1 Knowledge transfer & innovation			P2 Competitiveness		P3 Food chain & risk management		P4 Ecosystems management			P5 Resource efficiency & climate					P6 Social inclusion & local development			Total	Planned expenditure (million EUR)	
	1A - Innovation & cooperation	1B - Links with research & innovation	1C - Lifelong learning & vocational training	2A - Farm's performance, restructuring & modernisation	2B - Entry of skilled/younger farmers	3A - Agri-food chain integration & quality	3B - Risk prevention & management	4A - Biodiversity's restoration, preservation & enhancement	4B - Water management	4C - Soil erosion & soil management	5A - Water use efficiency	5B - Energy use efficiency	5C - Renewable sources & waste management	5D - Greenhouse gas & ammonia emissions	5E - Carbon conservation & sequestration	6A - Diversification & job creation	6B - Local development	6C - ICT - Information & communication technologies			
M01 - Knowledge transfer & information actions				80%				20%												100%	33.0
M02 - Advisory services				30%				70%												100%	10.4
M03 - Quality schemes																					
M04 - Investments in physical assets				81%		13%						2%		3%						100%	490.0
M05 - Damage/restoration /prevention actions							100%													100%	5.0
M06 - Farm & business development				37%	15%								17%			32%				100%	95.2
M07 - Basic services & village renewal																100%				100%	126.6
M08 - Investments in forest areas								15%							85%					100%	36.9
M09 - Producers groups & organisations						100%														100%	2.8
M10 - Agri-environment-climate								100%												100%	111.6
M11 - Organic farming								100%												100%	151.9
M12 - Natura 2000 & WFD								100%												100%	24.1
M13 - Areas with constraints								100%												100%	267.5
M14 - Animal welfare																					
M15 - Forest-environmental-climate																					
M16 - Cooperation																					
M17 - Risk management							100%													100%	10.0
M18 - Complementary payments to Croatia																					
M19 - LEADER/CLLD																100%				100%	79.1

6. Additional info

Date of RDP approval	13/02/2015
Latvian National Rural Network	Lauku tīkls http://laukutikls.lv/
Managing authority	Zemkopības ministrija
Paying agency	Lauku atbalsta dienests
RDP country documents	http://ec.europa.eu/agriculture/rural-development-2014-2020/country-files/lv_en.htm
National Partnership Agreement summary	http://ec.europa.eu/contracts_grants/pa/partnership-agreement-latvia-summary_en.pdf
Partnership Agreement	http://www.esfondi.lv/page.php?id=1149
Rural Development Regulation 2014-2020	Regulation (EU) N° 1305/2013 of the European Parliament and of the Council on support for rural development by the European Agricultural Fund for Rural Development (EAFRD) [PDF en]

Source of information: All data and the figures presented in this summary come from the European Commission approved version of the Latvia 2014-2020 Rural Development Programme. The examples of expected achievements and key challenges on page 1 were retrieved from: DG AGRI, *Factsheet on 2014-2020 Rural Development Programme for Latvia*, February 2015.

Disclaimer: This document aims to provide an accessible summary of selected RDP content. The information provided should not be considered a comprehensive account of the original RDP content.

Summary version: Version 1

Last updated: September 2015

Corresponding RDP: Latvian 2014-2020 RDP, code 2014LV06RDNP001, version 1.2, approved 13/02/2015.



The European Network for
Rural Development

ENRD Contact Point
Rue de la Loi, 38 Boîte n.4 - 1040
Brussels, Belgium
Tel. +32 2 801 38 00
email: info@enrd.eu
website: <http://enrd.ec.europa.eu/>