

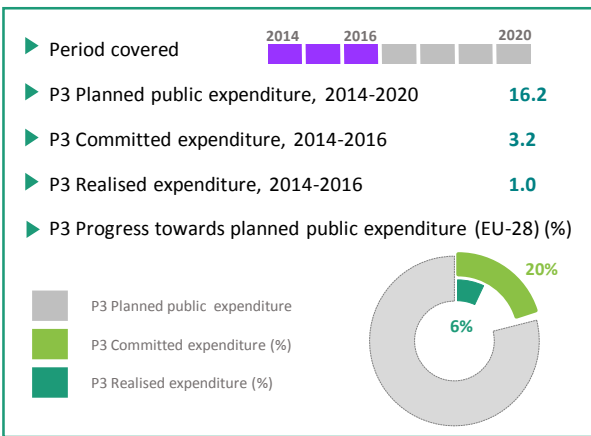
This factsheet contains monitoring data aggregated at EU level (EU-28), providing a comprehensive overview of the state of play in the implementation of the rural development Priority 3 (P3) 'Promote food chain organisation, including processing and marketing of agricultural products, animal welfare and risk management in agriculture'. In particular, Section 1 presents financial expenditure¹ aggregated at EU level and broken down by Member State (MS), covering the period between 2014 and end 2016. Section 2 presents the progress realised towards the EU common target indicators linked to P3.

1. Financial expenditure (RD Priority 3)

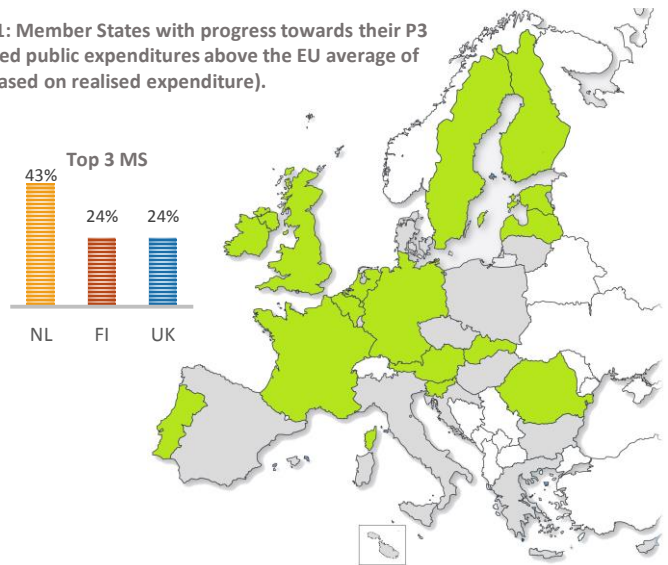
This section presents information on the progress made on public financial expenditure until December 2016, aggregated at EU level (EU-28) and broken down by Member State. The information includes planned, committed and realised expenditures, and the progress made towards achieving the planned public expenditures under P3.

P3 TOTAL PUBLIC EXPENDITURE: PLANNED, COMMITTED AND REALISED

Table 1: Overview of financial expenditure for P3 at EU level (EU-28) - Billion EUR.



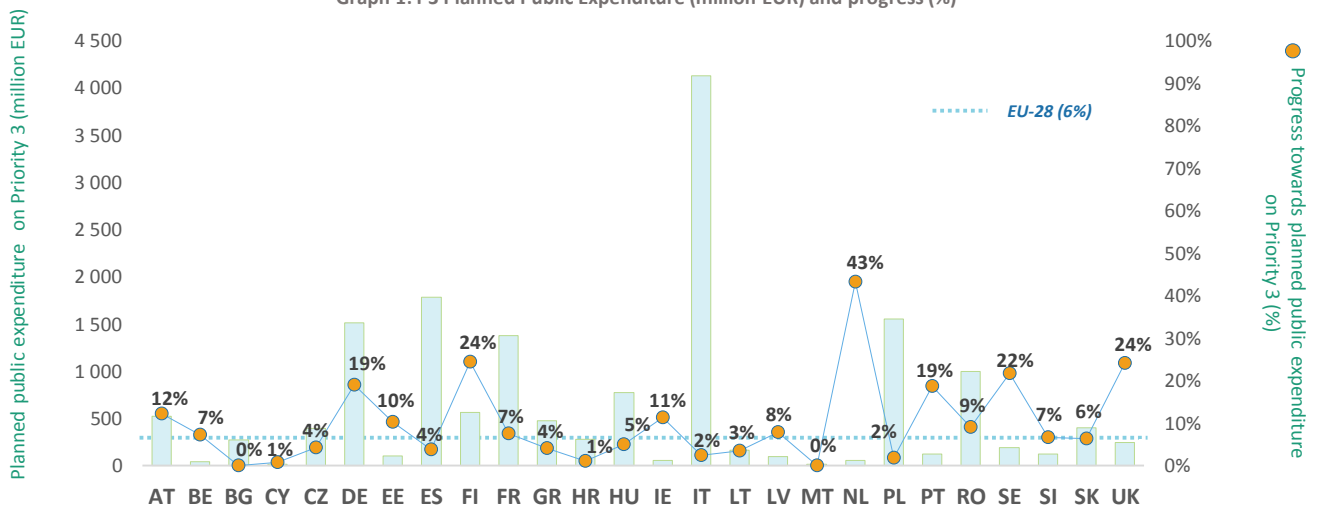
Map 1: Member States with progress towards their P3 planned public expenditures above the EU average of 6% (based on realised expenditure).



PROGRESS TOWARDS THE PLANNED EXPENDITURE OF PRIORITY 3 (%), BY MEMBER STATE

The following graph illustrates the planned public expenditure on P3 (blue bars), and the progress made toward achieving it (orange dots based on realised expenditure) by Member State.

Graph 1: P3 Planned Public Expenditure (million EUR) and progress (%)



¹ Financial expenditure includes: i) **Committed expenditures** relate to all those applications that have been approved by the Managing Authorities/Paying Agencies and ii) **Realised expenditures** relate to all those operations that have been completed and the last payment made.

2. Main Achievements – Target indicators

The following table provides information on the EU Common Target indicators related to P3 by Member State. It includes information on planned targets and the progress made to achieve them at the end of 2016 (based on realised expenditure*). Data is provided by Member State and aggregated at EU-level.

Not implemented in the MS
 Progress towards the target
 Target achieved (100%)
 Target over-achieved (more than 100%)

Target	T6: Percentage (%) of agricultural holdings receiving support for participating in quality schemes, local markets and short supply circuits, and producer groups/organisations (focus area 3A)			T7: Percentage (%) of farms participating in risk management schemes (focus area 3B)		
	Planned Target 2023	Target Value 2016 (Realised)	Progress achieved (Realised)	Planned Target 2023	Target Value 2016 (Realised)	Progress achieved (Realised)
AT	30.6%	0%	0%			
BE	3.1%	0%	0%	3.3%	0%	0%
BG	0.1%	0%	0%			
CY	4.1%	0%	0%			
CZ	0.3%	0%	0%			
DE	0.1%	0%	0%	0.3%	0.001%	1%
DK						
EE	1.8%	1.4%	82%			
ES	9.7%	0.1%	1%	0.1%	0%	0%
FI	8.4%	0%	0%			
FR	1.4%	0.006%	0.4%	94.3%	10.3%	11%
GR	1.1%	0.05%	4%	0.2%	0%	0%
HR	0.6%	0%	0%	3.5%	0%	0%
HU	5.4%	0.4%	7%	3.1%	0%	0%
IE						
IT	1.0%	0.03%	3%	6.0%	0.002%	0.04%
LT	0.3%	0.1%	26%	0.7%	0%	0%
LU						
LV	0.1%	0.1%	61%	4.9%	1.6%	33%
MT	9.6%	0%	0%	12.0%	0%	0%
NL				1.8%	2.2%	121%
PL	4.1%	1.1%	27%	0.01%	0%	0%
PT	2.8%	0%	0%	1.0%	0.8%	85%
RO	0.04%	0.03%	78%	0.4%	0%	0%
SE	0.3%	0%	0%			
SI	19.1%	0%	0%			
SK	0.4%	0%	0%			
UK	5.0%	0.03%	1%			
EU-28 (%)**	2.5%	0.2%	7%	5.3%	0.5%	9%

Source: Annual Implementation Reports 2017 (AIR).

*Realised: The calculation of the target value is based on all those operations that have been completed and the last payment made.

** Target values (%) at EU level are calculated on the basis of the RDPs that activated the specific Focus Area.

3. Additional information

Rural Development Regulation 2014-2020

Regulation (EU) N° 1305/2013 of the European Parliament and of the Council on support for rural development by the European Agricultural Fund for Rural Development (EAFRD) [[PDF en](#)]

RDP Summaries

Developed by the ENRD, these summarise the relevant information of all the RDPs approved [[here](#)]

RDP Priority and Focus Area Summaries

Developed by the ENRD, these summarise the relevant information of all RDP Priorities and Focus Areas [[here](#)]

Source of information: All data presented in this factsheet is collected from the Annual Implementation Reports (AIRs) submitted by Member States to the Commission by the end of June 2017. Data was retrieved in February 2019 from the 2017 AIRs.

In this factsheet, public expenditure means total public expenditure (= EAFRD + Member States matching funds + any national top-ups). Due to rounding, there may be small discrepancies between some figures presented. Data illustrated cover the programme implementation period between 2014-2016.

Disclaimer: This document aims to provide an user-friendly summary of the progress made in the implementation of Priority 3 of the Rural Development Programmes. While based on monitoring data submitted by Member States to the Commission, the analysis was undertaken by the ENRD Contact Point and the information presented should not be considered as official data from the European Commission.



The European Network for
Rural Development

ENRD Contact Point

Rue de la Loi, 38 Boîte n.4 - 1040

Brussels, Belgium

Tel. +32 2 801 38 00

email: info@enrd.eu

website: <http://enrd.ec.europa.eu/>

