

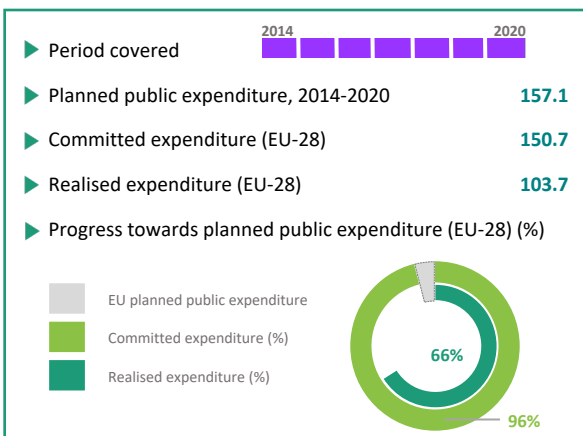
This factsheet contains monitoring data aggregated at EU level (EU-28), providing a comprehensive overview of the state of play in the implementation of the EU rural development policy. In particular, Section 1 presents financial expenditures¹ aggregated at EU level and broken down by Rural Development Priority, covering the period between 2014 and end 2020. Section 2 presents the progress realised towards EU common target indicators.

1. Financial expenditure (EU-28)

This section presents information on the progress made on public financial expenditure until December 2020, aggregated at EU level (EU-28) and broken down by Rural Development Priority. This information includes planned, committed and realised expenditures, and the progress made towards achieving the EU planned expenditures.

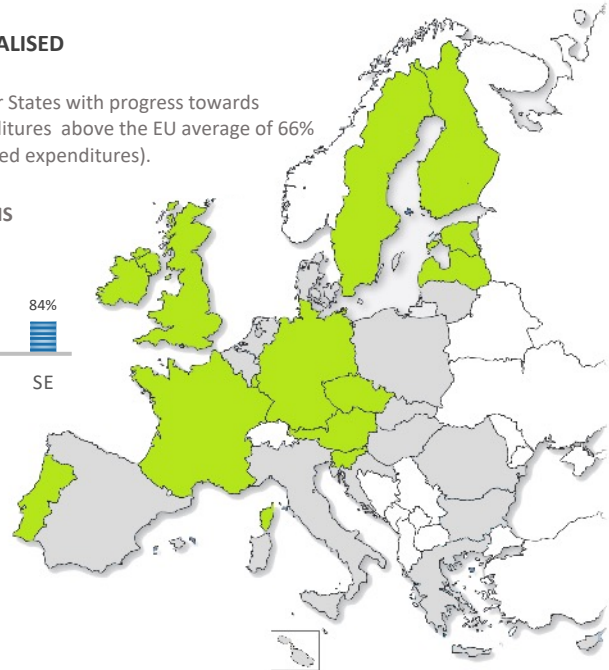
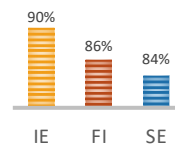
EU TOTAL PUBLIC EXPENDITURE (EU-28): PLANNED, COMMITTED AND REALISED

Table 1: Overview of financial expenditures for rural development policy at EU level (EU-28) – Billion EUR



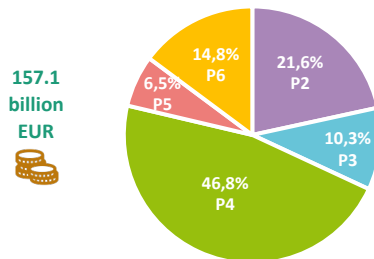
Map 1: Member States with progress towards planned expenditures above the EU average of 66% (based on realised expenditures).

Top 3 MS



PROGRESS TOWARDS PLANNED PUBLIC EXPENDITURES PER PRIORITY

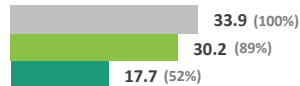
Graph 1: Distribution of EU-28 Total Planned Public Expenditure per Priority (%)²



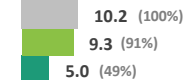
Graph 2: Progress towards planned public expenditures per Priority



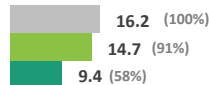
Priority 2



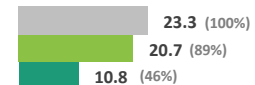
Priority 5



Priority 3



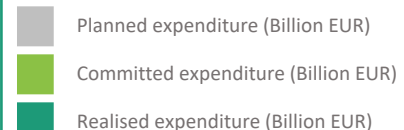
Priority 6



Priority 4



Legend



PRIORITY 1
KNOWLEDGE TRANSFER AND INNOVATION

PRIORITY 2
FARM VIABILITY AND COMPETITIVENESS

PRIORITY 3
FOOD CHAIN ORGANISATION AND RISK MANAGEMENT

PRIORITY 4
RESTORING, PRESERVING AND ENHANCING ECOSYSTEMS

PRIORITY 5
RESOURCE-EFFICIENT, CLIMATE RESILIENT ECONOMY

PRIORITY 6
SOCIAL INCLUSION AND ECONOMIC DEVELOPMENT














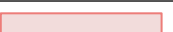










¹ Financial expenditure includes: i) **Committed expenditures** are related to all those applications that have been approved by the Managing Authorities/Paying Agencies and ii) **Realised expenditures** are related to all those operations that have been completed and the last payment made.

² Priority 1, as a cross-cutting Priority, its contribution is reflected in the rest of RD priorities.

2. Main Achievements – Target indicators (EU-28)

The following table provides information on the EU Common Targets indicators. It includes information on planned target values, and the level of realisation of targets at the end 2020 (based on realised expenditure*).

 Target achieved (100% or more)

Priority	Focus area	Target Indicator	EU Planned Target 2023**	EU Target Value 2020 (Realised)	Progress achieved (Realised)
Priority 1	1A	T1: Percentage of expenditure under Articles 14, 15 and 35 of Regulation (EU) No 1305/2013 in relation to the total expenditure for the RDP (%)	3.2 %	1.1 %	 33%
	1B	T2: Total number of cooperation operations supported under the cooperation measure	12 063	6 807	 56%
	1C	T3: Total number of participants trained under Article 14 of Regulation (EU) No 1305/2013	3 583 379	1 878 014	 52%
Priority 2	2A	T4: Percentage of agricultural holdings with RDP support for investments in restructuring modernisation (%)	2.8 %	1.9 %	 70%
	2B	T5: Percentage of agricultural holdings with RDP supported business development plan/investments for young farmers (%)	1.5 %	1.3 %	 87%
Priority 3	3A	T6: Percentage of agricultural holdings receiving support for participating in quality schemes, local markets and short supply circuits, and producer groups/organisations (%)	1.6 %	0.8 %	 53%
	3B	T7: Percentage of farms participating under risk management schemes (%)	4.9 %	1.8 %	 36%
Priority 4 (Agric)	4A	T9: Percentage of agricultural land under management contracts supporting biodiversity and/or landscapes (%)	17.3 %	18.0 %	 104%
	4B	T10: Percentage of agricultural land under management contracts to improve water management (%)	14.6 %	14.5 %	 99%
	4C	T12: Percentage of agricultural land under management contracts to improve soil management and/or prevent soil erosion (ha) (%)	14.0 %	14.4 %	 103%
Priority 4 (Forestry)	4A	T8: Percentage of forest or other wooded areas under management contracts supporting biodiversity (%)	1.9 %	0.9 %	 47%
	4B	T11: Percentage of forestry land under management contracts to improve water management (%)	0.8 %	0.3 %	 39%
	4C	T13: Percentage of forestry land under management contracts to improve soil management and/or prevent soil erosion (ha) (%)	1.1 %	0.5 %	 44%
Priority 5	5A	T14: Percentage of irrigated land switching to more efficient irrigation system (%)	13.6 %	9.2 %	 68%
	5B	T15: Total investment in energy efficiency (EUR)	2 850 459 730	1 058 347 694	 37%
	5C	T16: Total investment in renewable energy production (EUR)	2 125 101 790	836 721 163	 39%
	5D	T17: Percentage of Livestock Units (LU) concerned by investments in livestock management in view of reducing the GHG and/or ammonia emissions (%)	0.9 %	1.2 %	 144%
		T18: Percentage of agricultural land under management contracts targeting reduction of GHG and/or ammonia emissions (%)	3.06 %	3.07 %	 101%
5E	T19: Percentage of agricultural and forest land under management contracts to foster carbon sequestration or conservation (%)	1.05 %	1 %	 95%	
Priority 6	6A	T20: Jobs created in supported projects	74 737	19 013	 25%
	6B	T21: Percentage of rural population covered by local development strategies (%)	53.7 %	60.6 %	 113%
		T22: Percentage of rural population benefiting from improved services / infrastructures (%)	16.7 %	20.2 %	 122%
		T23: Jobs created in supported projects	42 194	35 153	 83%
6C	T24: Percentage of rural population benefiting from new or improved services / infrastructures (ICT) (%)	5.8 %	1.8 %	 31%	

Source: Annual Implementation Reports 2021 (AIR).

*Realised: The calculation of the target value is based on all those operations that have been completed and the last payment made.

** Target values (%) at EU level are calculated on the basis of the RDPs that activated the specific Focus Area.

3. Additional information

Rural Development Regulation 2014-2020

Regulation (EU) N° 1305/2013 of the European Parliament and of the Council on support for rural development by the European Agricultural Fund for Rural Development (EAFRD) [PDF [here](#)]

RDP Summaries

Developed by the CAPI CP, these summarise the relevant information of all the RDPs approved [\[here\]](#)

RDP Priority and Focus Area Summaries

Developed by the CAPI CP, these summarise the relevant information of all RDP Priorities and Focus Areas [\[here\]](#)

Source of information: All data presented in this factsheet is collected from the Annual Implementation Reports (AIRs) submitted by Member States to the Commission by the end of June 2021. Data was retrieved in January 2022 from the 2021 AIRs.

In this factsheet, public expenditure means total public expenditure (= EAFRD + Member States matching funds + any national top-ups). Due to rounding, there may be small discrepancies between some figures presented. Data illustrated cover the programme implementation period between 2014-2020.

Disclaimer: This factsheet aims to provide a user-friendly summary of the progress made in the implementation of the rural development policy. While based on monitoring data submitted by Member States to the Commission, the analysis was undertaken by the CAP Implementation Contact Point and the information presented should not be considered as official data from the European Commission. As data refer to the years 2014-2020, the United Kingdom is included as a Member State.



Avenue des Arts 9/bis - 1210
Brussels, Belgium

email: implementation@eucapnetwork.eu

website: https://eu-cap-network.ec.europa.eu/index_en



Funded by
the European Union